



جفرا
J a f r a

للإغاثة والتنمية الشبابية
For Relief and Youth Development

Needs Assessment

(Burj Shemali Camp)

2023

This survey summarizes the basic needs of the population in the Jafra Foundation's areas of work in Lebanon, to the intervention required to target the various groups of community to bridge the gap in the lack of basic services, trainings or projects needed by the residents of the Foundations areas of work:

- Identifying the demographic structure of the Foundation's areas of work in general (the population, the number of: IDPs, children, males, females, persons with disabilities, the unemployment rate for males, and the unemployment rate for females).
- Identifying the services in the Foundation's areas of work.
- Identifying the basic needs of food or non-food items in the Foundation's areas of work.
- Identifying the key sectors in the markets of the Foundation's areas of work and the challenges facing the population in accessing this market and the challenges faced by these sectors that prevent expansion and growth.
- Identify the conditions of education and the basic educational needs in the Foundation's areas of work.
- Identify the key professions in the Foundation's areas of work and what professions exist/non-exist and identify the possibility of coordination and cooperation with the owners of these professions.
- Studying the conditions of households and their income sources of in the Foundation's areas of work to identify the most basic needs of these families.
- A detailed study of the conditions of youth in the Foundation's areas of work to determine the most important vocational or developmental training needed, whether to help them in their studies, or to empower them economically to enable them to access the labor market.

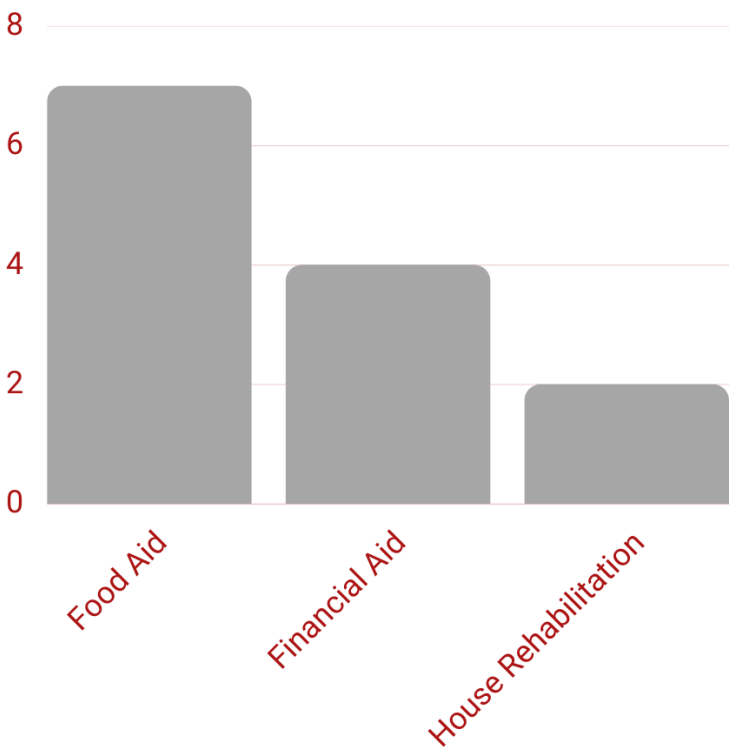
Burj Shemali Camp:



General Information:

Number of Population		IDPs	
23,500		2,500	
Children	Women	PWD	
67%	60%	0.3%	
Males' Unemployment		Females' Unemployment	
70%		80%	

Aids Provision in Burj Shemali Camp:



The foundations and organizations that offer food distribution:



The foundations and organizations that offer financial distribution:



The foundations and organizations that offer house rehabilitation aid:



Types of support and aid most requested by camp residents:

TYPES OF SUPPORT AND AID MOST REQUESTED



Financial Aid



Food Aid

Majors that are studied most by the youth:

- *Nursing*
- *Social sciences*
- *Business management*
- *Tourism and hotels industry*

Trainings that are desired most by the youth:

- *Solar energy system*
- *Hairstyling*
- *Electrical maintenance*
- *Aluminum kitchen installation*

Most barriers that prevent young people from entering the labor market:



The most important organizations specialized in providing development services to youth:

Foundations	Services
	Vocational training - PSS
	Vocational training
	Vocational training
	Vocational training
	PSS- Awareness raising

Most of youth spend time in:

- Cafes
- Sports through local sports clubs
- Staying at home with friends
- Livestock

Reliable places that provide cultural activities for youth in Burj Shemali Camp:

- Al-Houlah

Reliable places that provide sports activities for youth in Burj Shemali Camp:

1. Al-Nahda Club
2. Al-Ikha' Club
3. Al-Mahabba Club
4. Bisan Club
5. Palestine Youth Club

Reliable places that provide recreational activities for youth in Burj Shemali Camp:

1. Naba'
2. Beit Atfal El-Sumoud
3. Al-Houlah
4. Al-Ghad
5. Diarna
6. Al-Sadaqa

Reliable places that provide educational activities for youth in Burj Shemali Camp:

1. Beit Atfal El-Sumoud
2. Al-Sadaqa
3. Naba'

Reliable places that provide development activities for youth in Burj Shemali Camp:

1. Naba'
2. Najdeh
3. Beit Atfal El-Sumoud

Most challenges faced by the students in terms of completing their studies and obtaining a job are:

1. The UNRWA schools' education policy in terms of the high number of students in the classrooms, which affects the students' ability to learn.
2. The families' difficult living conditions and the lack of a suitable environment for students at homes.
3. The difficult economic situation that forces many students to give up school and engage in the labor market.
4. The absence of motivation for learning because many students believe that they will not find job after completing studying.
5. Gender-based wage gap.

Youth in Burj Shemali Camp are with the idea of volunteering. The approximate number of youths who have previous volunteer experiences:



Organizations that provide volunteer opportunities for youth:



Most important employment conditions that employers want to be met by the job applicants in Burj Shemali Camp:



Criteria for accepting beneficiaries within education and psychosocial support programs in organizations that provide these services in Burj Shemali Camp:

1. All nationalities
2. Age (due to the program)

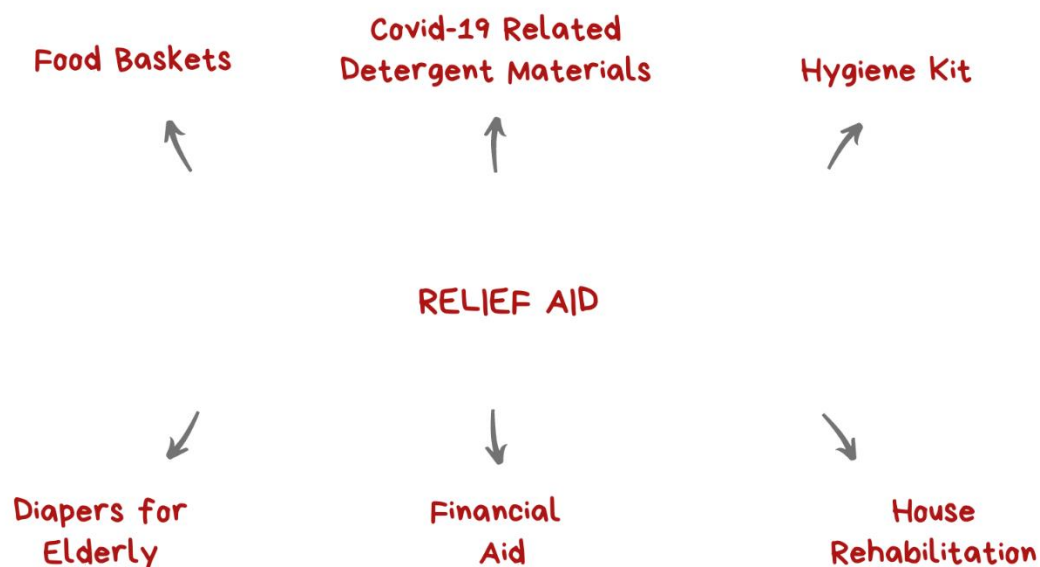
Criteria for accepting beneficiaries within the youth development and vocational training programs in Burj Shemali Camp:

1. All nationalities
2. Educational level (due to the training)
3. Ages are usually between 16-30

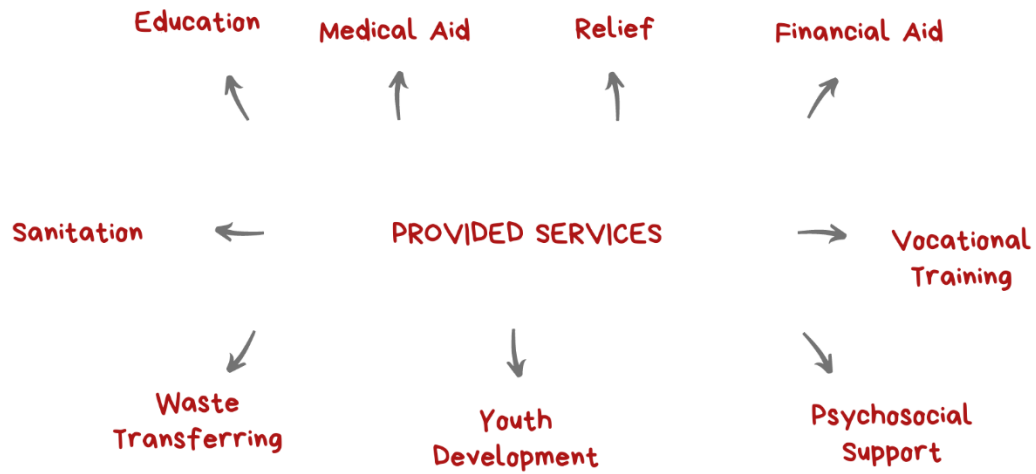
Criteria for accepting beneficiaries within the relief programs:

Criteria for accepting beneficiaries within the relief programs	
Nationality	<ul style="list-style-type: none">• Palestinian• Syrian• Lebanese
HH Breadwinner	<ul style="list-style-type: none">• Breadwinner's age• Woman headed HH• Child headed HH
Health cases	<ul style="list-style-type: none">• Chronic Disease• Disability

Relief aid provided by the organizations in the camp:



Services provided by non-governmental organizations in the camp:




Services in the camp:

<i>Services</i>	
Sanitation	Good
Cooking gas	Available
Electricity	<ul style="list-style-type: none"> • 2.5 amp: 75\$ • 5 amp: 150\$ • 10 amp: 250\$
Diesel	Available
Daily use water	Available
Potable water	Available
Internet	Available
Bread	Available

Medical services in the camp:

Medical services	
Number of the medical centers	12
What are these centers?	<ul style="list-style-type: none"> • Hospitals: 1 • Clinics: 8 • Dispensaries: 1 • Mobile medical clinics: 2
Medical specialties available in the camp	<ul style="list-style-type: none"> • Pediatric care • Dental • General health • Ear, nose and throat
Medical specialties unavailable in the camp	<ul style="list-style-type: none"> • Ophthalmology • Nephrology • Oncology • Neurology • Cardiology • Surgery • Dermatology

Households' ability to meet their basic food needs:


Average percentage of households able to meet their basic food needs	The reason behind households' inability to meet their basic food needs
 <p>35%</p>	Lack of sufficient income

Community economy:

Households' income resources:

- Trading
- Livestock
- Private sector
- Money orders
- Humanitarian aid
- Day laborers

Market and supply in the camp:

Stores closure ratio	The reason behind stores closure
 <p>A donut chart with a light gray outer ring and a dark gray inner ring. The dark gray inner ring represents 40% of the total, with the text '40%' written in red in the center of the white circle.</p>	<ul style="list-style-type: none">• Inability to make profit due to the depreciation of the local currency• COVID19 pandemic related issues• Depreciation of the individual's purchasing power• The market depends on the camp's residents only• Competition

Most challenges that store owners and merchants face in resupplying stores with goods:

1. Price inflation
2. Unstable exchange rate

Most basic goods and services that households purchase from outside the camp:



Livelihood in the Camp:

Labor sectors in the camp:

1. Agriculture
2. Fast food shops
3. Hair styling/cosmetology
4. Humanitarian and social work
5. Education/childcare
6. Humanitarian and social work
7. Tailoring
8. Wholesale and retail business
9. Daily labor/seasonal work

Most challenges that people face when starting a new business in the camp:



Most productive sectors in the camp:

1. Agriculture
2. Livestock

Most challenges facing the agricultural production sector in the camp:

1. Lack of raw materials
2. Bad quality of the seeds
3. The lack of spaces in the camp. The agriculture works are restricted to in-house spaces for personal consumption.

Crops required but not grown in the camp:

- Vegetable and fruits of all kind

Most Challenges facing the livestock production sector in the camp:

1. High prices of raw materials
2. High prices of livestock

Community support:

Organizations that provide paid/unpaid support to the popular sports		
Sport	Paid/unpaid	Organization Name
Football	Fees of renting the playground	    
Athletics	Monthly fees	

The most common forms of child labor in Burj Shemali Camp:

1. Shops
2. Workshops
3. Delivery service

Education in the Camp:

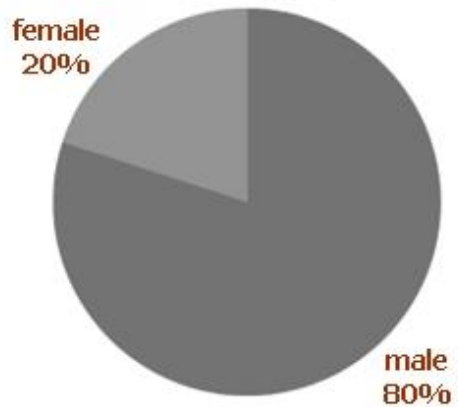
**AVERAGE CAPACITY
(FOR EACH SCHOOL/CLASSROOM)**

→ **450**

→ **28**

Education in the camp	
Kindergartens	5
Schools	3
Educational centers	UNRWA

Gender of children dropping out of school ratio



Children dropping out of school ratio



Age of children dropping out of school



Most reasons for dropping out of school:

1. The child needs to work/help the family
2. Both children and teachers suffer from psychological distress
3. Poor teaching process
4. Overcrowded classrooms

Most places that children who drop out of school go to:

1. Coffee shops
2. Video gaming halls
3. The sandy playground
4. The street

Organizations that provide recreational services, social, and psychological support for children, parents, and youth:

