



جفرا
J a f r a

للإغاثة والتنمية الشبابية
For Relief and Youth Development

Needs Assessment

(Homs Camp)

2023

This survey summarizes the basic needs of the population in the Jafra Foundation's areas of work in Syria, to the intervention required to target the various groups of community to bridge the gap in the lack of basic services, trainings or projects needed by the residents of the Foundations areas of work:

- Identifying the demographic structure of the Foundation's areas of work in general (the population, the number of: IDPs, children, males, females, persons with disabilities, the unemployment rate for males, and the unemployment rate for females).
- Identifying the services in the Foundation's areas of work.
- Identifying the basic needs of food or non-food items in the Foundation's areas of work.
- Identifying the key sectors in the markets of the Foundation's areas of work and the challenges facing the population in accessing this market and the challenges faced by these sectors that prevent expansion and growth.
- Identify the conditions of education and the basic educational needs in the Foundation's areas of work.
- Identify the key professions in the Foundation's areas of work and what professions exist/non-exist and identify the possibility of coordination and cooperation with the owners of these professions.
- Studying the conditions of households and their income sources of in the Foundation's areas of work to identify the most basic needs of these families.
- A detailed study of the conditions of youth in the Foundation's areas of work to determine the most important vocational or developmental training needed, whether to help them in their studies, or to empower them economically to enable them to access the labor market.

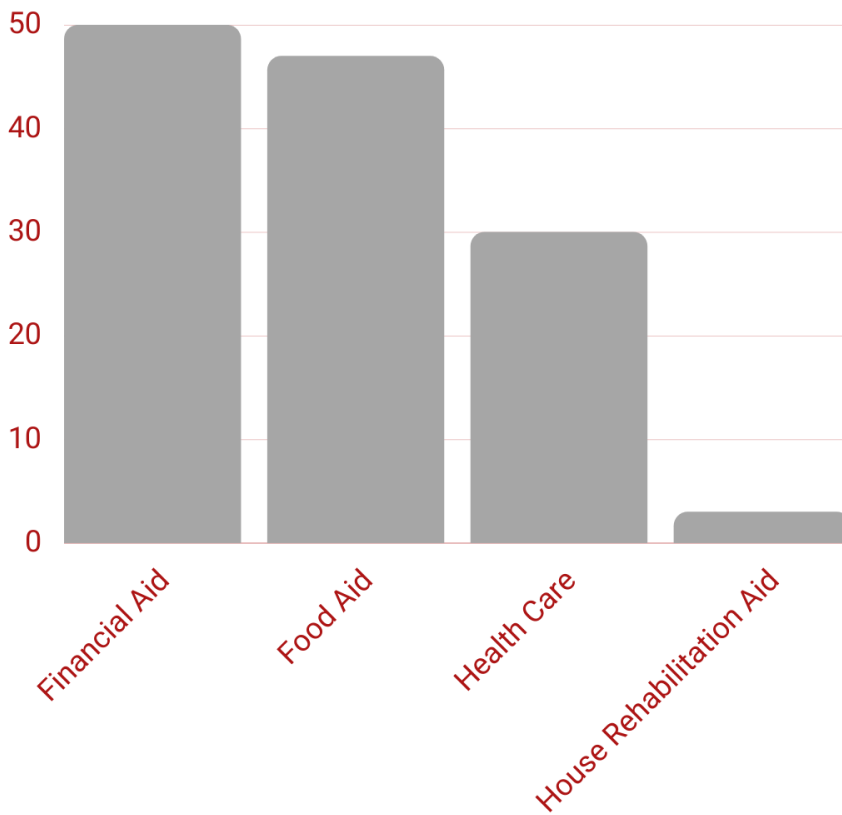
Homs Camp:



General Information:

Number of Population		IDPs
14,500		6,500
Children	Women	PWD
35%	25%	4.25%
Males' Unemployment		Females' Unemployment
50%		65%

Aids Provision in Hom's Camp:



Types of Support and Aid Most Requested by the Camp's Residents:



Majors that are studied most by the youth:

- Sociology
- English
- Architecture Engineering
- Business

Trainings that are desired most by the youth:

- Accounting
- Programming and ICDL
- Advertising and Design
- Accounting System
- Autocade and 3D Max

Barriers that prevent the youth from entering the labor market:

- Transportation Issues
- Degree
- Practical Experience
- Lack of Job Opportunities

Most youth spend their time in:

- Drawing
- On Social Media
- Reading
- Family/Friend Gatherings
- Sports

The most important foundations specialized in providing development services to youth:



Most important difficulties faced by students (male and female) related to completing their studies and obtaining a job:

- The community does not accept the idea of girls and women being involved in social life
- Girls are associated with household tasks
- They are reluctant their daughter leaving the area in order to study
- Lack of job opportunities

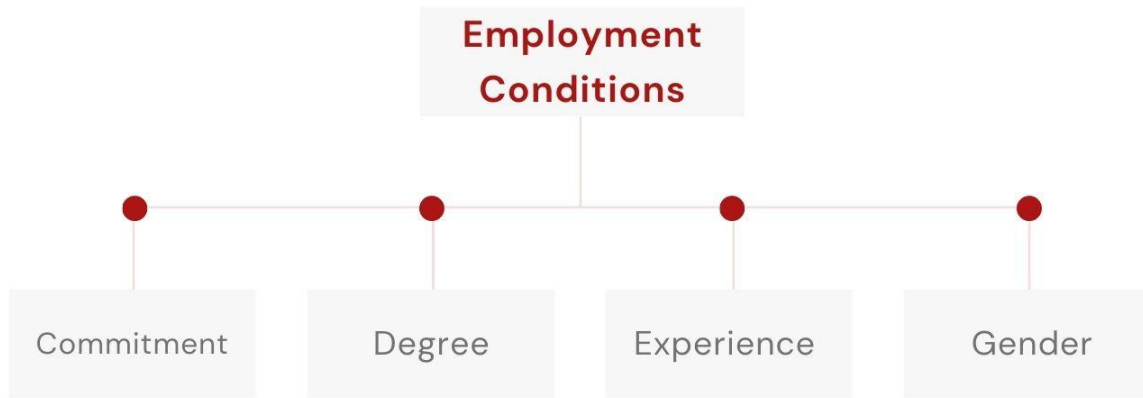
Foundations or teams that offer volunteer opportunities for young people:




الجمعية الخيرية الإسلامية



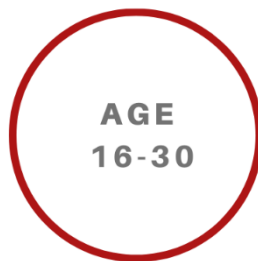
Main employment conditions that employers want to be met by the job applicants:



Criteria for accepting beneficiaries within education and psychosocial support programs in organizations that provide these services:



Criteria for accepting beneficiaries within the youth development and vocational training programs:



Services in the Camp:

Services in the camp	
Sanitation	Pretty bad: periodic malfunctions
Cooking gas	Subsidized gas insufficient
Electricity	Seasonal malfunction (winter-summer) the frequent malfunction
Diesel	Subsidized diesel (via the Smart Card) is accessible but not sufficient
Potable water	Available but not sufficient
Daily use water	Available but not sufficient
Internet	Available
Bread	Subsidized bread is insufficient.
Medical services	There are sufficient medical points that are able to receive emergency cases around the clock Not all specialties available
Transportation	Insufficient

Households' ability to meet their basic food needs:


Ratio of the households' ability to meet their basic food needs	The reason behind the household's failure to meet their basic needs
 <p>A donut chart with a white center containing the text '60%'. The donut is divided into two segments: a larger light gray segment representing 60% and a smaller dark gray segment representing 40%.</p>	<ul style="list-style-type: none">• The lack of income resource• The high prices

Community Economy:

Households' income resources:

- Governmental Sector
- Money Orders
- Humanitarian Aid
- Trading
- Private Sector

Market and Supply in the Camp:

Stores Closure Ratio	The Reason Behind Stores Closure
 <p>A donut chart with a white center containing the text '1-20%'. The donut is divided into two segments: a very small dark gray segment representing 1-20% and a larger light gray segment representing 80-99%.</p>	<ul style="list-style-type: none">• The failure to make a profit• The devaluation of the Syrian currency

Basic goods and services that households purchase from outside the camp:

1. Car mechanics
2. Restaurants
3. Electrical devices

Key labor sectors in the camp:

1. Confectionery industry
2. Hairdressing/cosmetology
3. Wedding parties' industry
4. Education/child care
5. Humanitarian and social work
6. Tailoring
7. Wholesale and retail trade

Key challenges that people face to a new business in the camp:

1. Company Registration
2. The competition
3. The lack of enough purchasing power
4. The lack the infrastructure including water and electricity
5. Law related issues

The lack of the following sectors in the camp:

1. Real-estates
2. Agriculture
3. Livestock

Community Support:

Organizations that provide paid/unpaid support to the common sports		
Sport	Paid/unpaid	Organization name
Football	Unpaid	Palestinian Sports Union
Athletics		

The most common forms of child labor in the camp:

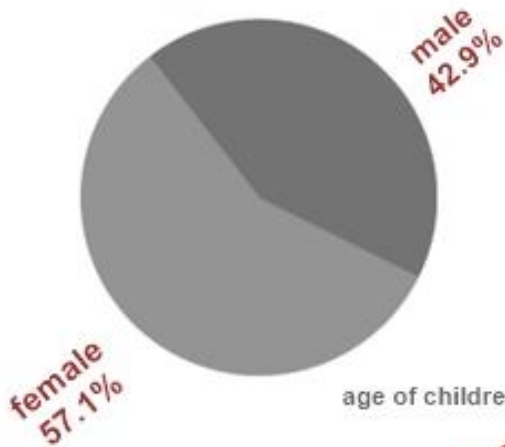
- Porter

Education in the Camp:

**AVERAGE CAPACITY
(FOR EACH SCHOOL/CLASSROOM)** → **300**
→ **40**

Education in the camp	
Number of Schools	5
Number of Educational Centers	2

gender of children dropping out school ratio



children dropping out of school ratio



age of children dropping out of school



The most common reasons behind dropping out of school:

1. The limited number of teachers
2. The limited ability to accommodate new students
3. The child's need to work/help the family
4. The low quality of teaching
5. Early marriage
6. The low importance of education as a culture in general

The most visited places by children who drop out of school:

1. The video-gaming centers
2. The dirt playground
3. The streets

Organizations that provide recreational, social and psychological support services for children, parents and youth:

