



جفرا
J a f r a

للإغاثة والتنمية الشبابية
For Relief and Youth Development

Needs Assessment

(Qudsaya Gathering)

2023

This survey summarizes the basic needs of the population in the Jafra Foundation's areas of work in Syria, to the intervention required to target the various groups of community to bridge the gap in the lack of basic services, trainings or projects needed by the residents of the Foundations areas of work:

- Identifying the demographic structure of the Foundation's areas of work in general (the population, the number of: IDPs, children, males, females, persons with disabilities, the unemployment rate for males, and the unemployment rate for females).
- Identifying the services in the Foundation's areas of work.
- Identifying the basic needs of food or non-food items in the Foundation's areas of work.
- Identifying the key sectors in the markets of the Foundation's areas of work and the challenges facing the population in accessing this market and the challenges faced by these sectors that prevent expansion and growth.
- Identify the conditions of education and the basic educational needs in the Foundation's areas of work.
- Identify the key professions in the Foundation's areas of work and what professions exist/non-exist and identify the possibility of coordination and cooperation with the owners of these professions.
- Studying the conditions of households and their income sources of in the Foundation's areas of work to identify the most basic needs of these families.
- A detailed study of the conditions of youth in the Foundation's areas of work to determine the most important vocational or developmental training needed, whether to help them in their studies, or to empower them economically to enable them to access the labor market.

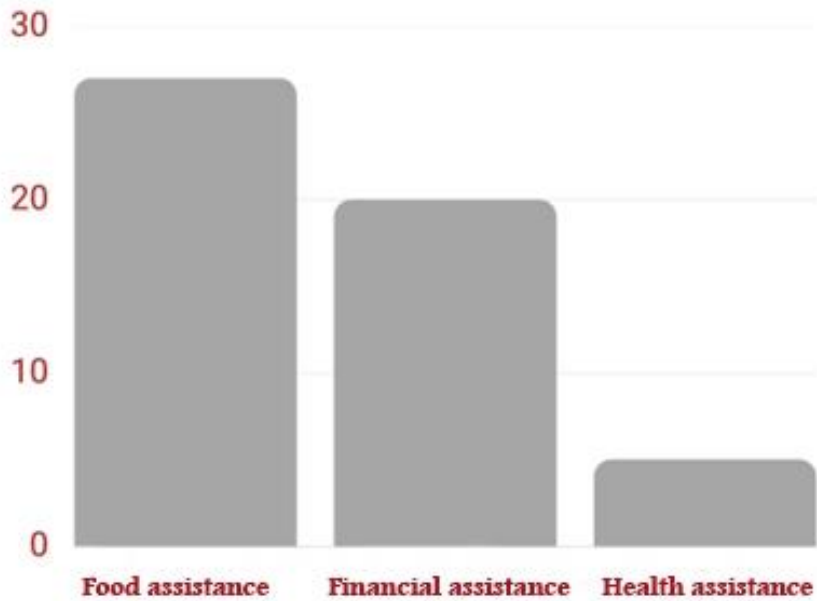
Qudsaya Gathering:



General Information:

Number of Population		IDPs
425,500		200,000
Children	Women	PWD
25%	32%	3.5%
Males' Unemployment		Females' Unemployment
60%		65%

Aids Provision in Qudsaya Gathering:



Types of support and aid most requested by the gathering's residents:



Majors that are studied most by the youth:

- Sociology
- English
- Architecture engineering
- Business

Development trainings that are desired most by the youth:

- Accounting
- Languages
- Programming and ICDL
- Accounting Systems
- Human Resources
- Autocade and 3D Max
- Vocational Training

Most barriers that prevent the youth from entering the labor market:



The key organizations specialized in providing development services to youth:



The main services provided by the aforementioned organizations:

- Development training
- Educational training
- Recreational activities

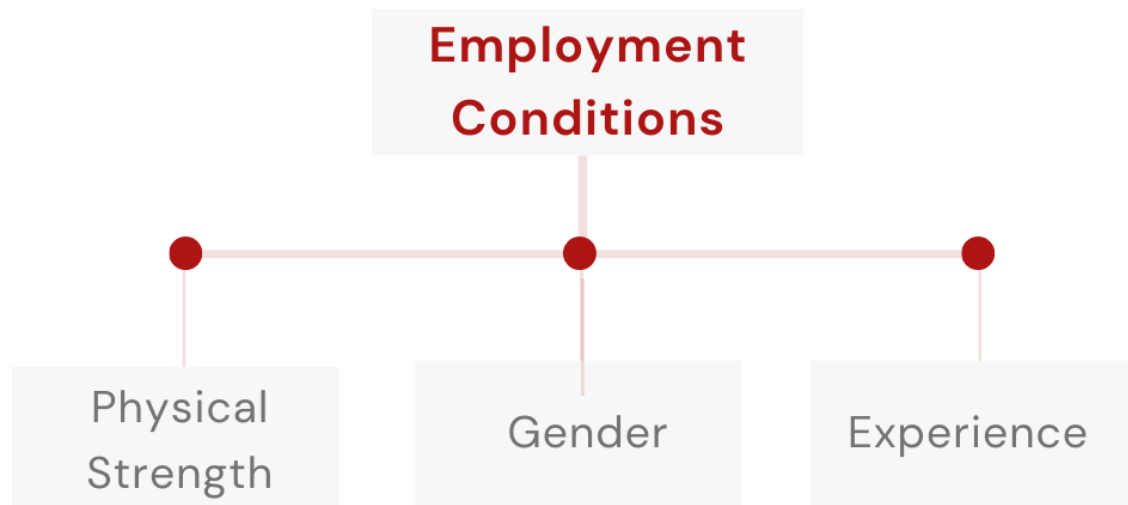
Most youth spend their time in:

- Social Media and Video Gaming
- Painting and Playing Music
- Watching TV
- Relatives/Friends Gatherings
- Reading
- Sports

Organizations or teams that offer volunteer opportunities for youth:



Most important employment conditions that employers want to be met by the job applicants in Qudsaya Gathering:



Criteria for accepting beneficiaries within education and psychosocial support programs in organizations that provide these services:



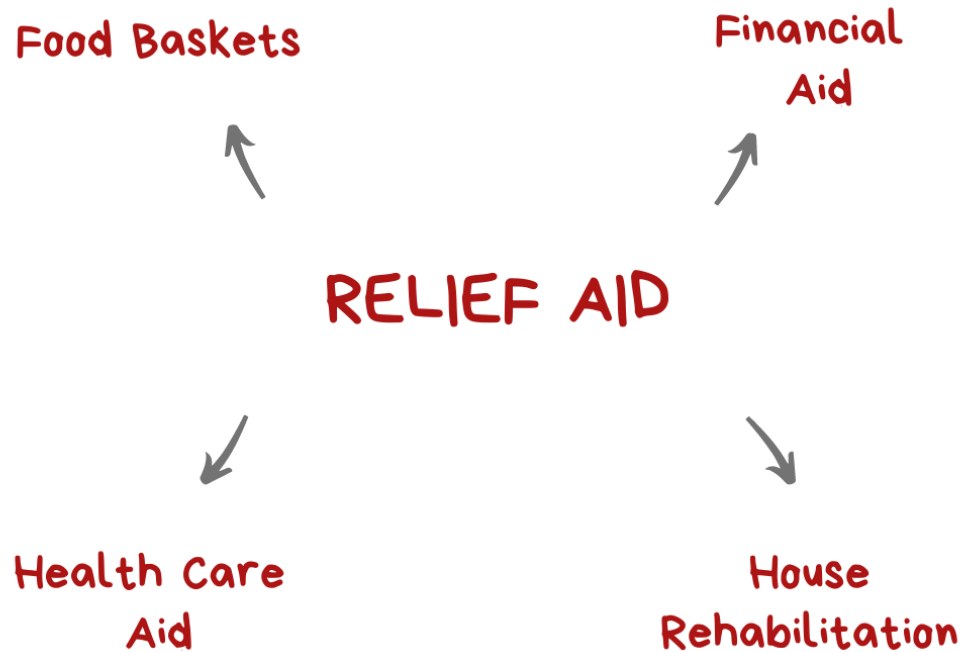
Criteria for accepting beneficiaries within the youth development and vocational training programs:



Criteria for accepting beneficiaries within the relief programs:

- Nationality
- Residency

Relief aid provided by the foundations in Qudsaya Gathering:



Services in the Gathering:

Services in the Gathering	
Sanitation	Pretty bad: periodic malfunctions
Cooking gas	Subsidized gas insufficient
Electricity	Seasonal malfunction (winter-summer)-frequent malfunction
Diesel	Subsidized diesel (via the Smart Card) is accessible but not sufficient.
Potable water	Available but not sufficient
Daily use water	Available but not sufficient
Internet	Available
Bread	Subsidized bread is insufficient.
Medical services	Insufficient medical points Insufficient emergency services
Transportation	Insufficient in certain times

Households' ability to meet their basic food needs:

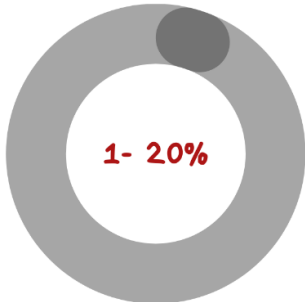
Ratio of the households' ability to meet their basic food needs	The reason behind the household's failure to meet their basic needs
 <p>A donut chart with a grey outer ring and a white inner circle. The number '75%' is written in red in the center of the white circle. The grey ring represents the 75% of households that can meet their needs, while the white circle represents the 25% that cannot.</p>	<ul style="list-style-type: none"> • The lack of income resource • The high prices

Community economy:

Households' income resources:

- Trading
- Industry
- Private Sector
- Humanitarian Aid
- Day-to-day work professions

Market and supply in the gathering:

Stores closure ratio	The reason behind stores closure
 <p>A donut chart with a grey outer ring and a white inner circle. A small dark grey segment is missing from the top of the ring. The text "1- 20%" is written in red inside the white circle.</p>	<ul style="list-style-type: none">• The devaluation of the Syrian currency• The households' low purchasing power due to the economic conditions

Livelihoods in the Gathering:


Labor sectors in the Gathering:


1. Real Estate/construction
2. Education/childcare
3. Tailoring
4. Wholesale and retail trade
5. Daily/seasonal work
6. Hairdressing/cosmetic industry
7. Humanitarian and social work

Most challenges that people face when starting a new business in the Gathering:

- Transportation issues
- The lack the infrastructure including water and electricity
- The lack of enough purchasing power
- Taxes

Community support:

Organizations that provide paid/unpaid support to the common sports		
Sport	Paid/unpaid	Organization name
Football	Unpaid	

Organizations that provide paid/unpaid support to the popular arts		
Art	Paid/unpaid	Organization name
Folklore	Unpaid	

The most common forms of child labor in the Gathering:

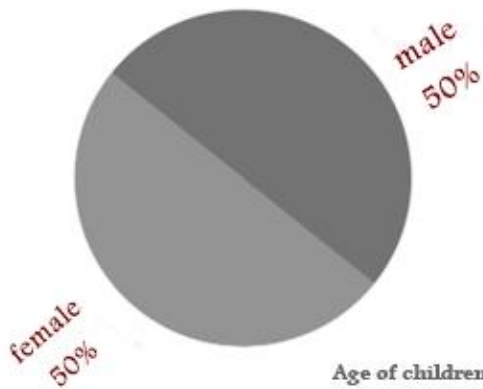
1. Car maintaining garages
2. Shops

Education in the Gathering:

**AVERAGE CAPACITY
(FOR EACH SCHOOL/CLASSROOM)** → **1200**
→ **50**

Education in the Gathering	
Number of schools	11
Number of educational centers	1

gender of children dropping out of school ratio



children dropping out of school ratio



Age of children dropping out of school



Most common reasons for dropping out of school:

1. The limited ability to accommodate new students
2. The parents' financial inability to secure the child's needs for education

Organizations that provide recreational, social and psychological support services for children, parents and youth:

